

Origami



Skill Level: 1
Original Honor: 1997

<https://www.youtube.com/watch?v=aMKYAcI8vO8>

<https://www.youtube.com/watch?v=w0lcsQnGk6c>

<https://www.youtube.com/watch?v=NYKcOFQCeno>

Requirements:

1. What is Origami? Where did it come from? How was it used and developed?

What is Origami:

Where did it come from?

How was it used and Developed?

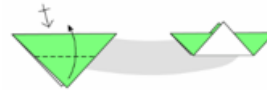
2. Identify the symbols for the following terms: Match name with Symbol

a. Valley fold



b. Mountain fold

c. Cut

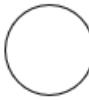


d. Existing crease

e. Hold here



f. Watch this spot

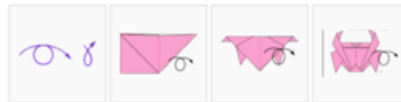


g. In front



h. Behind

i. Tuck in, open out, or apply force



j. Fold over and over

k. Turn model over





3. Demonstrate folding the following folds: (Video Evidence)

a. Reverse fold

b. Squash fold

c. Petal fold

d. Book fold

e. Preliminary fold

f. Blintz fold

4. Demonstrate folding the following bases: (Video or picture evidence)

a. Bird base

b. Waterbomb base

c. Frog base

5. Do three of the following models: (Video or picture evidence)

a. House

b. Lotus blossom

c. Cicada

d. Housefly

e. Butterfly

6. Choose three of the following models to fold or select similar models from Origami books: (Picture evidence)

- a. Jumping Frog
- b. Carrier Pigeon
- c. Sailboat
- d. Hen
- e. Leaf
- f. Walking dog
- g. Duck

7. Fold one model of your choice from memory from requirement 5 or 6. (Video Evidence)

8. Illustrate a Bible story using several Origami models. (Video Evidence)